

Check out the YouTube video
'Helping my child to talk: Give choices'
(scan QR code)




11. Give Choices





- Giving children choices helps them have a say in what happens!
- Show them the 2 items on offer and name each one
- Name their choice so they get to hear the word again

Examples:


Bath-time (keep some items out of the water at first)




“sponge or duck”
“duck or boat”




Snack-time



“water or milk”
“banana or apple”




Getting dressed



“dinosaur socks or tractor socks”
“which one first...hat or shoes”



Bed-time



“red pyjamas or blue pyjamas”
A choice between two favourite books